



University
of Idaho

DUAL CREDIT

STUDENT GUIDEBOOK



Admissions

Course
Registration

Vandal ID Card

Microsoft
Office

Payment

VandalWeb

Social Media

Verify
Enrollment

High School
Seniors

TABLE OF CONTENTS



ADMISSIONS APPLICATION


NEW STUDENTS




Only new dual credit students need to apply. Continuing dual credit students or those who have taken a class from University of Idaho in the past two years do not need to submit an application and can proceed to the [Course Registration](#) section.

I am:

- A first-time dual credit student or have not taken courses from University of Idaho within the past two years.
 - First time applying (Fall or Spring) but did not enroll in any courses.
 - **Apply:** <https://www.uidaho.edu/admissions/apply/other-applicants/dual-credit>
1. Use a personal e-mail that you have access to **Today**.
 2. Enter your legal birth name. Abbreviations or nicknames delay course registration
 3. Enter your Date of Birth
 4. Verify the e-mail you entered is correct, you will be sent a PIN to your e-mail once you click CONTINUE
 5. Click **Continue**
 6. A temporary PIN has been sent to your e-mail address. If you do not receive this message in a few minutes, please check your junk mail folder. **“Activate your Application Account”**
 7. Once you Activate your Application, set your password & **Save your Password**. You will receive a Decision Notification e-mail requesting you to log back in to view your Acceptance Letter and Vandal #.
 - At least 12 characters
 - At least 1 letter
 - At least 1 capital letter
 - At least 1 number
 - **Set Password**
 8. Start New Application
 - Select an application type: **Undergraduate**



Dual Credit



Apply Now APPLICATION LOGIN

Only new dual credit students need to apply. Students who have previously taken dual credit courses through U of I can proceed directly to the Registration steps outlined on the [Dual Credit website](#).

Application Management

Returning users: [Log in to continue an application](#)

First-time users: [Create an account to start a new application.](#)

Current students can continue to Course Registration





[Home](#)

[Personal Background](#)

[Enrollment Information](#)

[Academic History](#)

[Additional information](#)

[Signature](#)

[Review](#)

Personal Background

Name: Use your legal name; UI Application and Fast Forward Name must match

Address

Permanent Address

Email Address

Use an e-mail you check often, a personal e-mail account.

Telephone Number

Biographical Information

Citizenship

[Home](#)

[Personal Background](#)

[Enrollment Information](#)

[Academic History](#)

[Additional information](#)

[Signature](#)

[Review](#)

Enrollment Information

1. Degree or Program I am seeking: **High School Dual Credit**
 - If you apply for the incorrect program, you will have to re-apply for admissions for the Dual Credit Program.
2. Enter the term you wish to start your studies at U of I. **Fall 2020**
 - If you apply for the wrong term, you will have to re-apply for admissions for the correct term.
3. U.S. Armed Forces Status: **None** if you are not in the services.

Current students can continue to Course Registration



- [Home](#)
- [Personal Background](#)
- [Enrollment Information](#)
- [Academic History](#)
- [Additional information](#)
- [Signature](#)
- [Review](#)

ACADEMIC HISTORY

Add Institution:

- **High School**
 - Enter the high school from which you will be graduating.
 - Simply begin typing the name of your school to see available options.
 - Select your high school and the address will auto populate.
- **Dates Attended:** August to **June (Graduation Year)**
- **Level of Study:** **High School**
- **Degree:** **High School Diploma/Certificate**
- **Date Conferred or Expected;** Graduation Year: June 20__
 - If you are unsure of your graduation year, use the graduation chart below.

Edit Institution Prev Next X

Institution

CEEB

Country

City

State

Dates Attended to

Level of Study

Degree

Date Conferred or Expected

Credit Hours

Match Dates

September 2020		Graduation Year
Freshman	9th	2024
Sophomore	10th	2023
Junior	11th	2022
Senior	12th	2021





[Home](#)

[Personal Background](#)

[Enrollment Information](#)

[Academic History](#)

[Additional information](#)

[Signature](#)

[Review](#)

ADDITIONAL INFORMATION

Residency

- State of Residence: **Idaho**?
- Idaho residency status MAY be determined by one or more of the following. Please indicate the statements below that are applicable if claiming Idaho residency for tuition purposes.
Records may be requested.

One or more of my **parents/legal guardians** is domiciled in Idaho and has maintained a bonafide domicile in Idaho for at least 12 months prior to the opening day of the term which I plan to enroll, and I receive at least 50% of my financial support from my parents/legal guardians. **(If one of your parents has lived in Idaho their whole life, estimate their birth date.)**
Yes or No

I receive less than 50% of my financial support from **parents/legal guardians**. I have continuously resided in Idaho for purposes other than education for at least 12 months prior to the opening day of the term which I plan to enroll.
Yes or No

I am/will be a graduate of an accredited secondary school in Idaho, am domiciled in Idaho, and will matriculate within six (6) years following my secondary school graduation.
Yes or No

I completed six (6) years of elementary and secondary education in Idaho, am domiciled in Idaho, and will matriculate within six (6) years following my secondary school graduation.
Yes or No

I am married to an Idaho resident. **(Are you, the high school student married?)**
Yes or No

I or my spouse is a member of the Armed Forces stationed in Idaho on military orders. **(Are you the high school student married?)**
Yes or No

I am an officer or an enlisted member of the Idaho National Guard.
Yes or No

One or more of my **parents/legal guardians**, from whom I receive 50% or more of my support, is a member of the Armed Forces of the United States who entered service as an Idaho resident and who has maintained Idaho resident status, but is not stationed within the state of Idaho on military orders.
Yes or No

One or more of my **parents/legal guardians**, from whom I receive 50% or more of my support, is a member of the Armed Forces stationed in Idaho.
Yes or No

I have been separated under honorable conditions from the Armed Forces after at least two years of service. At the time of separation, I designated the State of Idaho as my intended domicile or indicated Idaho as my home of record, and I am entering the University of Idaho within one year of the date of separation.
Yes or No

I have been separated under honorable conditions from the Armed Forces after at least two years of service. I intend to make Idaho my state of residence and will actively establish domicile within one calendar year.
Yes or No

I am a member of one of the following Idaho American Indian tribes: Coeur d'Alene, Eastern Shoshone, Shoshone-Paiute, Nez Perce, Shoshone-Bannock, Kootenai.
Yes or No

NOTE:

- Answer all questions, unless, otherwise notified within the guidance provided in this section.
- If possible, have your parents or legal guardian guide you with the correct answers.

Continue



[Home](#)

[Personal Background](#)

[Enrollment Information](#)

[Academic History](#)

[Additional information](#)

[Signature](#)


[Review](#)

REVIEW

I acknowledge that I will be unable to make changes to my application after I submit it online. I have ensured that my application is accurate, complete, and ready for submission.

If you are satisfied with your application and are ready to submit it, click **Submit Application**.

**YOU ARE ABOUT TO SUBMIT YOUR FIRST UNIVERSITY APPLICATION!!
CONGRATULATIONS!**



Submit Application

CONFIRMATION PAGE



Click on APPLICATIONS

1. Confirm you applied for the **correct term**:
<https://futurevandals.uidaho.edu/apply>
2. Verify Status: **Submitted**
 - If you do not see a status update of Submitted, return to the UI application and click Submit.
3. Print or take a photo for your records.

The screenshot shows the University of Idaho website header with navigation links for Prospective Students, Current Students, Parents, Alumni, and Faculty & Staff. Below the header is a navigation bar with links for Academics, Admissions, Student Life, Research, Outreach, About, Arts, Diversity, Athletics, Events, News, Directory, and A-Z. The main content area is titled "Application Management" and shows a table of "Your Applications". The table has columns for Type, Status, Started, and Submitted. A single application is listed with Type "Undergraduate", Status "Submitted", Started "12/17/2019", and Submitted "12/17/2019". A red box highlights the "Submitted" status, and a red arrow points to it. The user's name "Joe Vandal" and a "Logout" link are visible in the top right corner.

Type	Status	Started	Submitted
Undergraduate Spring 2020: Awaiting Initial Review	Submitted	12/17/2019	12/17/2019





“THANK YOU FOR APPLYING” E-MAIL

You will receive an auto-generated e-mail from: admissions@uidaho.edu or futurevandals@uidaho.edu

- *If you have not received this email, check your spam folder.*



Thank you for applying to the University of Idaho.

We are excited you've taken the first step. We will follow up with you soon on any missing items, as well as provide you with information about your next steps. Make sure to keep an eye on your email account for more.....

If you have not received this email, return to the admissions application page to confirm you clicked
SUBMIT.




<https://futurevandals.uidaho.edu/apply>

WE ARE ON SOCIAL MEDIA



Tag us: #uidualcredit

I Notifications are posted for Teachers, Parents and Students





Wait

**Your admissions application will take
3 – 5 business days to process and
for you to receive your Vandal #.**

DECISION NOTIFICATION E-MAIL



You will receive a Decision Notification e-mail from: ADMISSIONS@UIDAHO.EDU

- *If you have not received an email, check your spam folder.*



Dear {{preferred}},

Thank you for your interest in the University of Idaho. There has been an update to your application. You may log into your [application status page](#) to access the update.

Office of Admissions – Undergraduate
University of Idaho

Log into your application status page to view your acceptance letter with your Vandal Number by clicking on **View Update >>** link on your status page:

Status Update

An update to your application was last posted June 10, 2020.

[View Update >>](#)

Verify Address

Save your Vandal number to your phone.
You will need your V# every semester.

Course Registration Steps


- Take purposeful courses which satisfy requirements for your intended major.

- 1) Complete Student Information
- 2) Verify that you completed the admission application if necessary and select courses
- 3) Advanced Opportunities/Payment and Signatures

Course Registration Form

The form is a fillable PDF, you can fill in as much as you can before printing.

- Do not submit incomplete course registration forms, it will delay registration.



STUDENT INFORMATION



1.

STUDENT INFORMATION		
Full Legal Name Vandal Joseph <small>Last First Middle</small>		UI Vandal Number V 0 0 1 2 3 4 5 6
Mailing Address 123 Main Street <small>Street / PO Box</small> Moscow Idaho 83843 <small>City State ZIP</small>		Email joevandal@yahoo.com
High School High School Name Here <small>Name of High School</small>	Current Grade: <input type="checkbox"/> 9 <input checked="" type="checkbox"/> 10 <input type="checkbox"/> 11 <input type="checkbox"/> 12	Birth Date 01 / 15 / 2002 <small>mm dd yy</small>

Vandal #

The form is a fillable PDF, fill in as much as you can before printing.

Name: Enter Full Legal Name

Vandal #

- Incorrect Vandal number will cause errors and delay course registration.
- A Vandal number confirms a student applied for admissions.
- **New Students** need to complete the admission application. When you receive the second e-mail, you can add the V# to your course registration sheet.
- **Current dual credit** students if you cannot remember your Vandal ID go to Account Management
- You can also find your Vandal number:
 - Students Vandal ID Card
 - VandalWeb → “Students” tab → “Student Profile” → Your V# is next to your name
 - Still can't retrieve your Vandal Number call the Student Technology Center (STC) at (208) 885-HELP (Select Option 2)

COURSE REGISTRATION INFORMATION



2.

CLASS REGISTRATION INFORMATION						
CRN <i>Ex: 12345</i>	Subject <i>ENGL</i>	Number <i>101</i>	Sect <i>99</i>	Credit <i>3</i>	Title <i>Intro to College Writing</i>	* Teacher Signature
73937	AGED	251	99	3	Principles of AG Comm	<i>John Hancock</i>

HIGH SCHOOL: Signatures confirm that the above named student satisfies the criteria for enrollment such as having junior standing or other factors established by the school district, the institution, and the State Board of Education Governing Policies and Procedures. It is understood that it is the responsibility of the high school to apply classes toward high school graduation requirements.

Student GPA Student applied online Advanced Opportunities payment **School Approved**

Example Course :

Subj	Crse	Sect	CRN	Title	Cr Hrs
AGED	251	99	73937	Principles of Ag Comm/Leadership	3
AGED	258	99	72102	Experiential Learning and SAE Programs	1
PLSC	201	99	70250	Principles of Horticulture	3

Search Course Selection by Term:

- [Fall at High School](#)
- [Spring at High School](#)
- [On UI Campus](#)

Teacher Signature

- Have each teacher sign for course approval

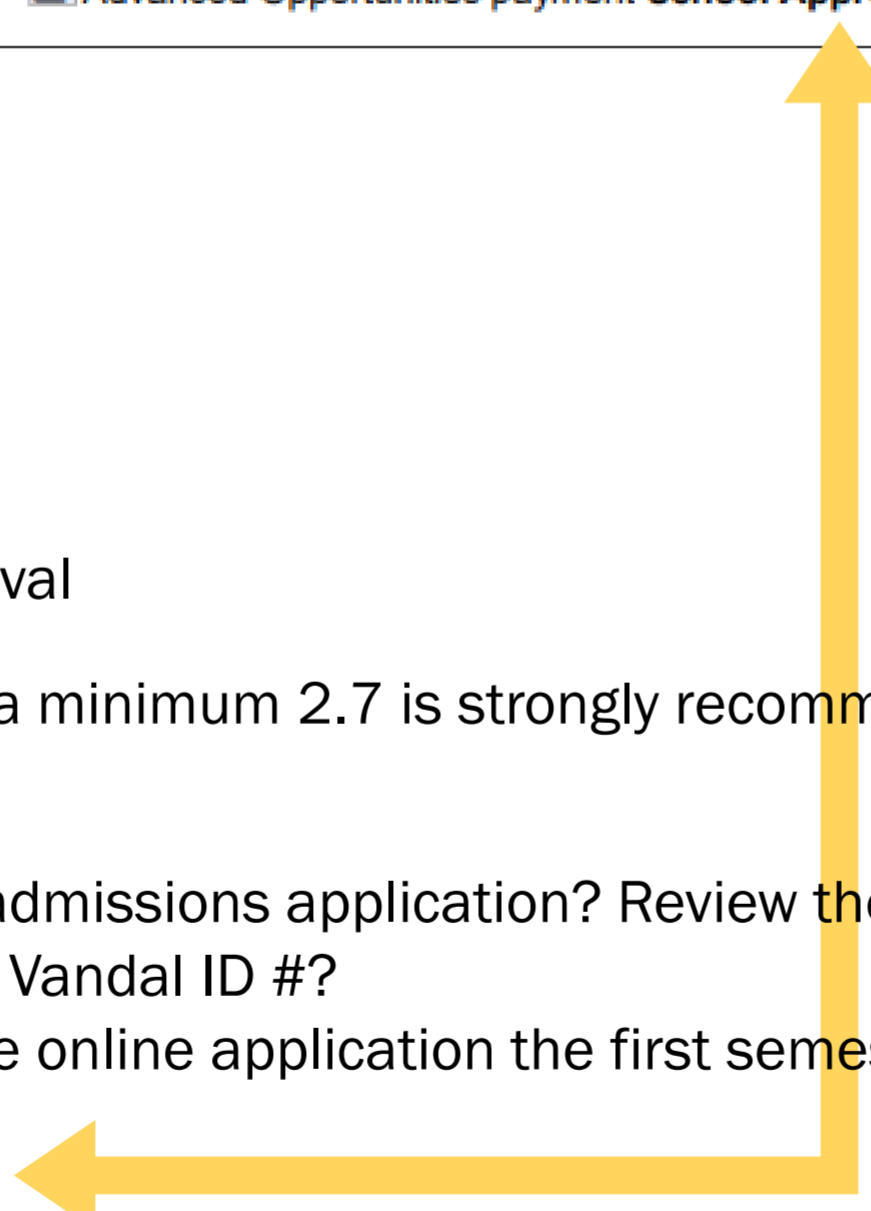
GPA: 2.5 GPA on a 4.0 scale is required. However a minimum 2.7 is strongly recommended for dual credit students.

Student Applied Online:

- New students, have you completed an admissions application? Review the admission steps in this guide.
 - Did you receive the email with your Vandal ID #?
- Current DC Students, you completed the online application the first semester of your enrollment.

Advanced Opportunities Payment School Approved

- Have you completed the Fast Forward Application?
- Has the high school processed the completed AO application?



PAYMENT



3.


Student GPA Student applied online Advanced Opportunities payment **School Approved**

* Counselor Signature _____ Date _____

STUDENT & PARENT PLEASE READ BEFORE SIGNING

1. Advanced Opportunities funds must be **School Approved** or payment in full must be attached to this form. I am responsible for paying any and all fees that are not covered by Advanced Opportunities funds or scholarships. See [Dual Credit](#) website for further fee payment information.
2. I agree to follow the policies and procedures of the University of Idaho regarding fees, refunds, and academic regulations; see [Dual Credit](#) website for details.
3. The grades I earn will become part of my permanent college record. If I decide to drop a class, my high school counselor must confirm my request to drop by sending a request to registrar@uidaho.edu. Some classes require the completion of two semesters to earn college credit; a decision not to complete both semesters will require withdrawal. Withdrawing from class(es), will result in my permanent transcript showing withdrawn. No refunds are granted for withdrawals.
4. I understand that credit transfer is determined by my high school and/or any future college or university. Each university has their own transfer policy.
5. I understand my educational records are protected under [FERPA](#) and my **personal signature is required** to release them.

* Student Signature _____ Date _____

* Parent Signature  _____ Date _____

Advanced Opportunities allow for students to individualize their high school learning plan to get a jump start on their future. Students in grades 7-12 attending a public school in Idaho have an allocation of \$4,125 to use toward the cost of: Overload Courses, Dual Credits, Exams. Contact your high school's Advanced Opportunities designee to learn about local guidelines and funding request. For more information visit: [Fees & Payment](#)

Create a [Fast Forward account](#) to track account balance and request funding. Account verification and funding approvals are done by your [High School](#).

- Do not submit incomplete course registration forms, students are not registered until AO funds are approved by your high school.

OTHER PAYMENT OPTIONS: If a student does not qualify for Fast Forward they can pay by credit/debit card.

Credit or Debit Card - Fax form along with the course registration form to: **Registrar Office Fax: (208) 885-9061 Attn: Dual Credit Payment**

ADOBE SIGN

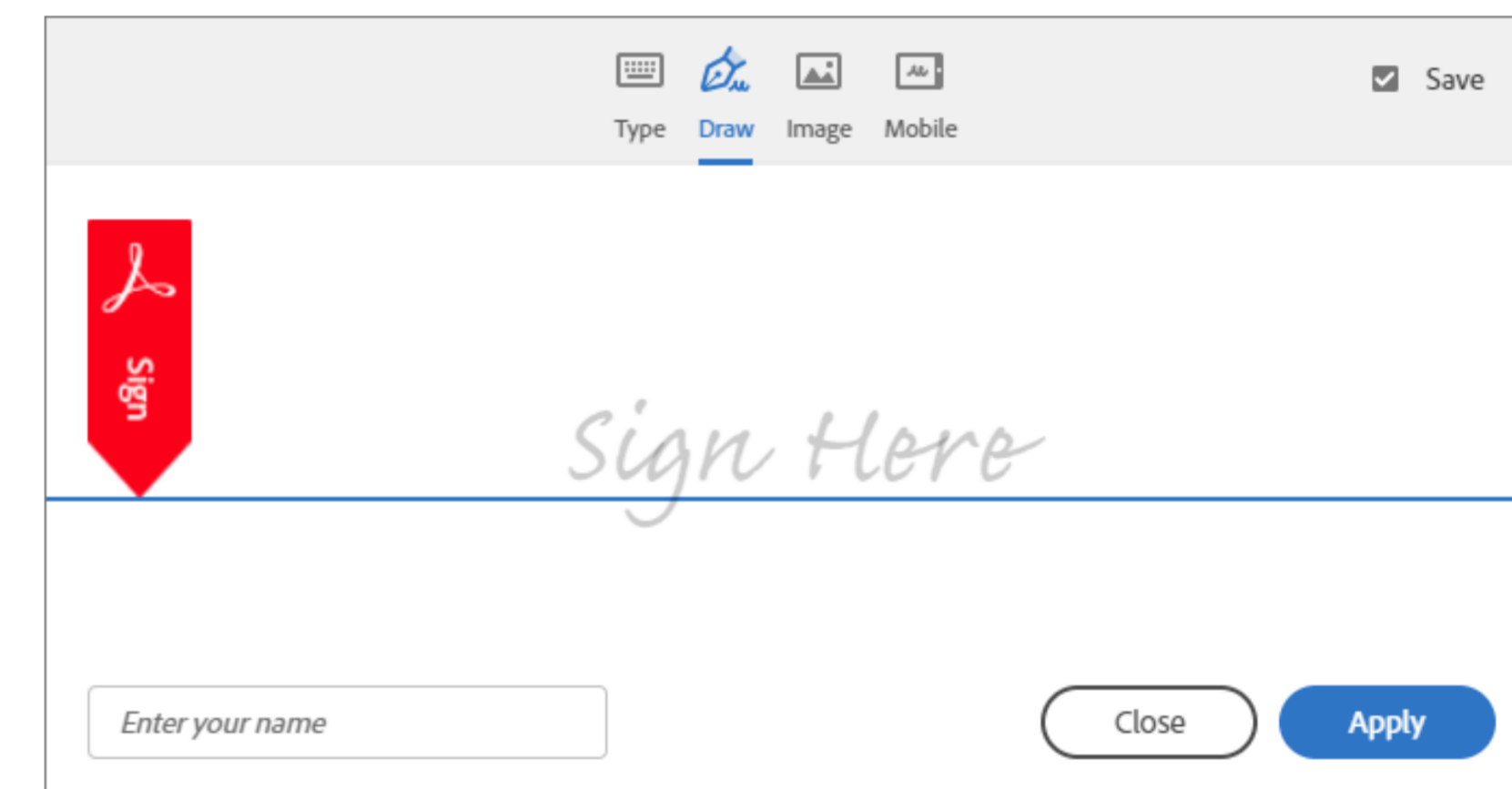


1. Open a **PDF document** in Adobe Reader.

2. Click the **“Fill & Sign”** tool in the right pane.

3. **Fill out your form:** Complete form filling by clicking a text field and typing in the boxes before signing the form.

4. **Sign your form:** Click “Sign” in the toolbar at the top of the page. Then **draw**, your signature. Then click “Apply” to place your signature on the form.



- Get [Adobe](#)
- Course [Registration Form](#)
- [Class Schedule](#)

VANDAL ID CARD

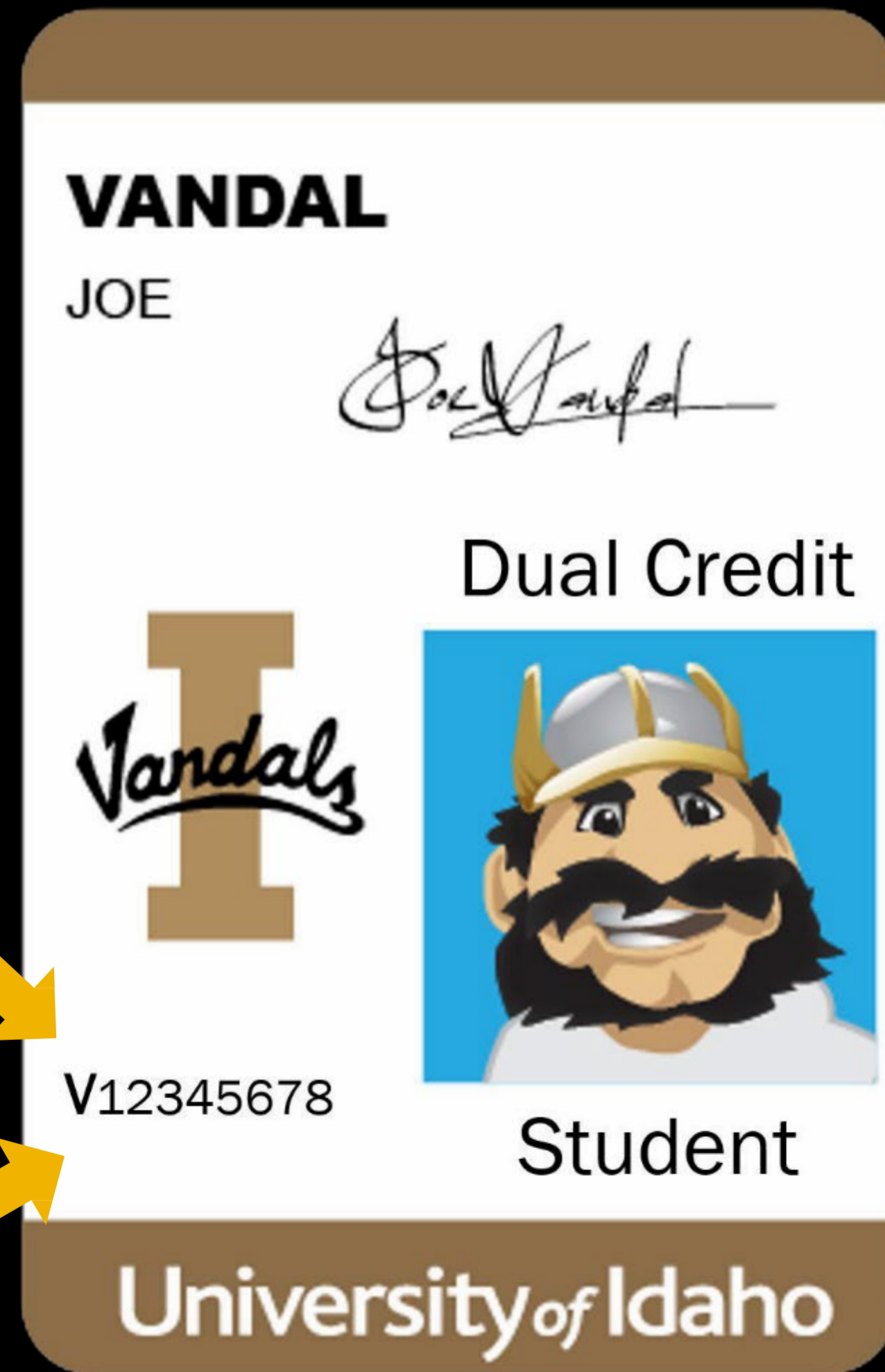


Are you always forgetting your Vandal #? Get your Vandal ID Card and you will always have it with you.

ID card requirements:

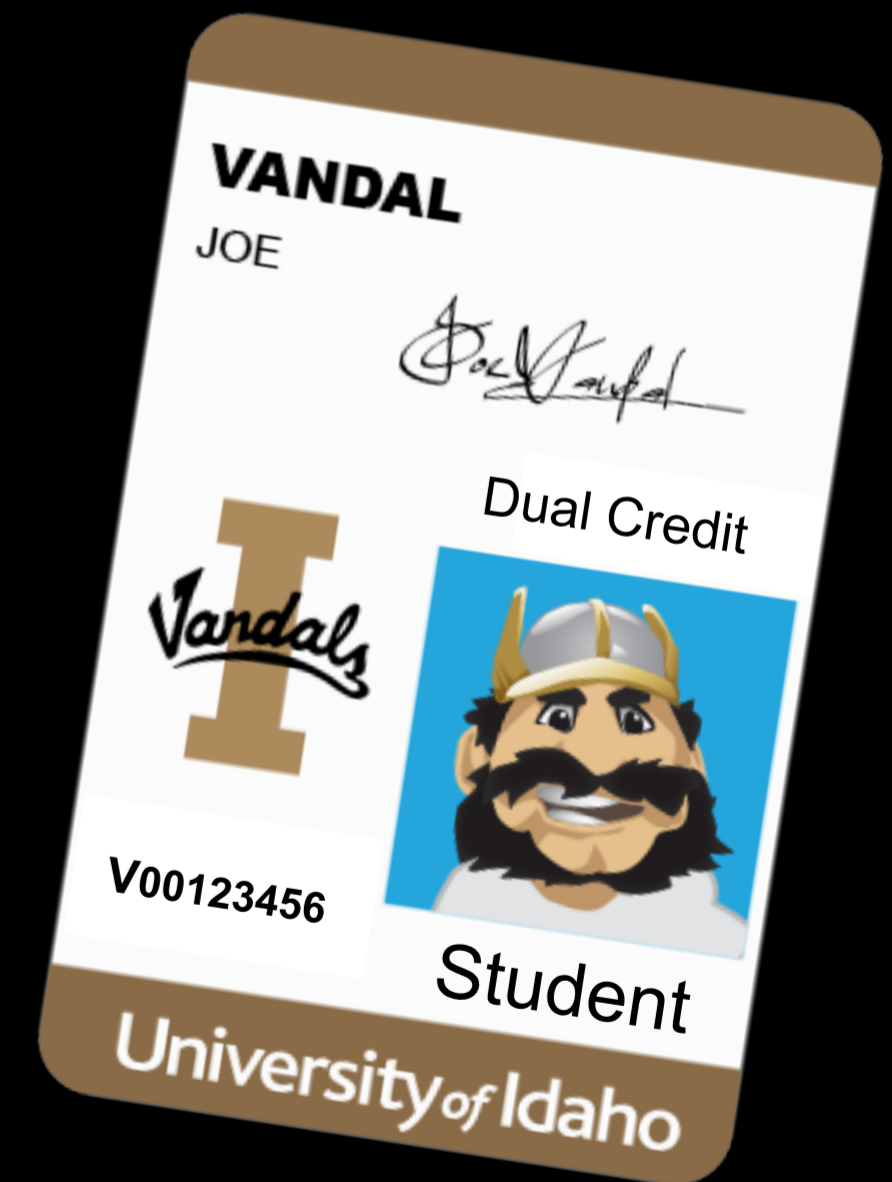
1. Currently registered for UI classes
2. Tuition payment fees processed
3. State or government ID

Not located in Moscow? Visit the [Dual Credit website](#) for more locations.





YOU NEED TO KNOW YOUR
NET ID AND VANDAL NUMBER
(**NETID1234**@VANDALS.UIDAHO.EDU)
V00123456



write it down • print it • screenshot • save to your phone • save to your email • get a Vandal ID Card



VANDAL ACCOUNT

ACCOUNT MANAGEMENT

Set up your Vandal account before logging into VandalWeb!



A Vandal account is created for all students once admitted.

Your University of Idaho Account provides access to
BbLearn, E-mail and VandalWeb.

HOW DO I ACCESS MY NEW STUDENT ACCOUNT?

FIRST TIME LOGGING INTO VANDALWEB



If this is your first time logging into **VandalWeb** activate your University of Idaho account.

Set your password:

1. **First time logging into VandalWeb:** Start process at help.uidaho.edu on the account lookup page, enter your Vandal number (V1234578) provided in your admissions e-mail, or the e-mail address you provided on your Admissions Application. Your application e-mail will only work the first time you access Account Management.

The image displays two screenshots of the VandalWeb account verification process. The first screenshot, titled "Verify Text", shows a reCAPTCHA "I'm not a robot" checkbox and a "Continue" button. A large yellow arrow points from this screenshot to the second screenshot, titled "Verify Contact". The second screenshot shows a form with a "Lookup" button, a "Send Code" button, and "Start Over" and "Continue Without Verification" buttons at the bottom.

2. A six-digit code will be sent to your email address or phone to verify your access.
3. Once verified, you will be directed to "Change Password" page. Be sure to save your NetID (joev1234 @vandals.uidaho.edu) and new password.
 - **Password suggestion:** A passphrase is multiple words strung together in a memorable fashion (e.g. DollarMovieFriday). Consider using a passphrase for even stronger security. Compared to traditional passwords, passphrases are harder for an attacker to break because of their length.
 - Keep your password somewhere safe where it cannot be accessed by others. Never share your password with anyone, for any reason, including with ITS. They do not need to know anyone's password to assist you.



SECURITY PROFILE

You can Opt out of the security profile, but this will mean that any time you forget your **Vandal #**, NET ID or password, you will need to call (208) 885-HELP (4357) (option 2) to gain access to your account.

SECURITY QUESTIONS



University of Idaho

You are signed in as:
Joe Vandal

Passwords

Change Password

Change Alumni Password

Security

Security Questions

Security Contacts

Security Opt Out

Migrate to Alumni/Gold

Manage Groups

Extend Expiration

Print Pages

Wireless Registration

Sign Out

1. Please add 3 security questions to your account.
2. Answers to security questions are not case sensitive and must contain at least 5 alphanumeric characters.



Add Security Question

Question:

What was your most memorable gift as a child?

What is the name of the first business you worked at?

What was the most unusual job you have had?

Name of a college you applied to but did not attend?

Where did you meet your spouse (boy/girlfriend) for the first time?

What was the name of your first pet?

What was the first album you owned?

What is the last name of your favorite teacher?

What was your favorite place from your childhood?

Where were you when man first landed on the moon?

What was the name of the band/artist of the first concert you attended?

Name of a childhood best friend?

What is the last name of the funniest friend you know?

What is the last name of your first boyfriend or girlfriend?

Where was your grandmother born?

What town did your grandfather last live in?

What is your favorite film, book, or comic book?

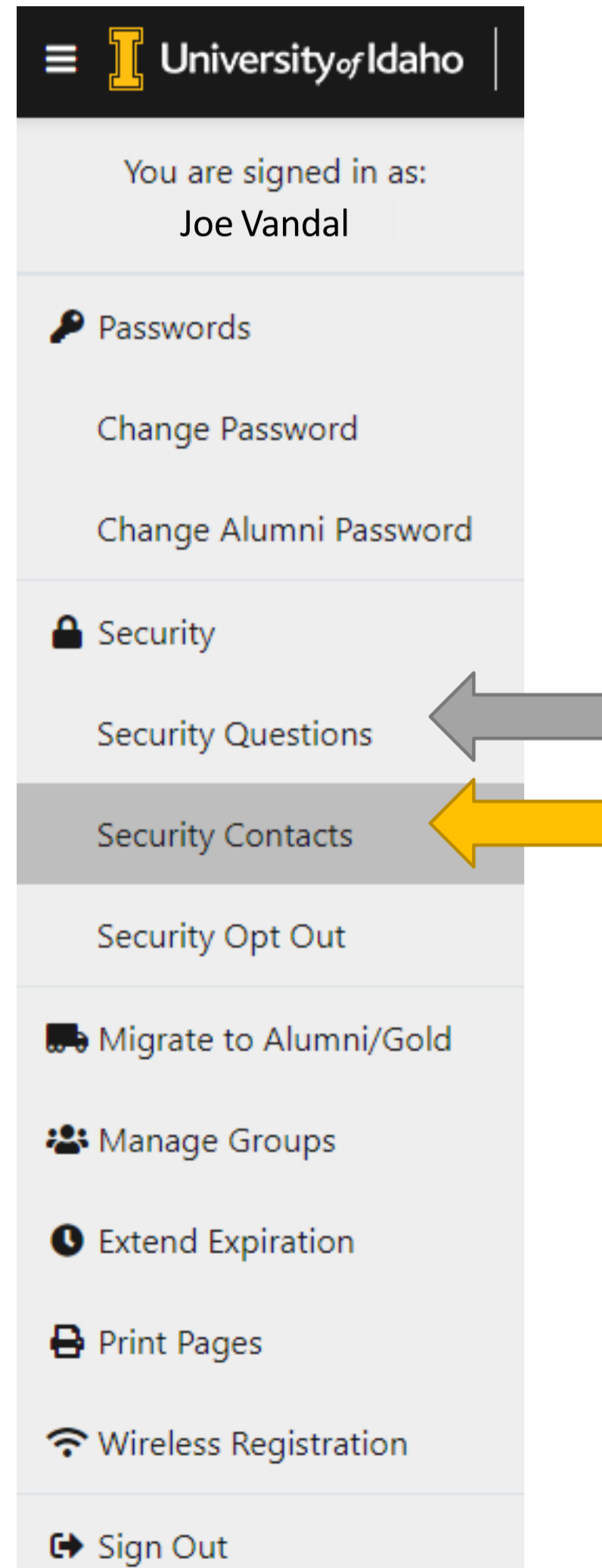
Where were you on January 1, 2000?

What is the first name of your first boss?

Who is a memorable person from your childhood?

Note:
5 alph

SECURITY CONTACTS



1. Only add email addresses and phone numbers **YOU** own.
2. Add at least one personal email that you have access to **TODAY**.



If you need to reset your password a six-digit code will be sent to your email address, or phone, to verify your access.

FORGOT YOUR PASSWORD?



1. Current students- is someone who has logged in and forgot their password: Answer the security questions.
 - A six-digit code will be sent to your email address, or phone, to verify your access.
 - If you did not complete the security profile you will need to call(208) 885-HELP (4357) (option 2) to gain access to your account.

The image shows two screenshots of a password recovery process. The first screenshot is a 'Verify Text' window with a reCAPTCHA 'I'm not a robot' checkbox and a 'Continue' button. A yellow arrow points to the second window, 'Verify Contact', which has a 'Lookup' button for 'Account Name, ID Number or Email Address' (joevandal@gmail.com) and a 'Send Code' button for 'Send Verification Code To' (xxxxxxx@gmxxl.com). It also has 'Start Over' and 'Continue Without Verification' buttons.

2. Once verified you will be directed to "Change Password" page. Be sure to save your new password.
 - **Password suggestion:** A passphrase is multiple words strung together in a memorable fashion (e.g. DollarMovieFriday1). Consider using a passphrase for even stronger security. Compared to traditional passwords, passphrases are harder for an attacker to break because of their length.
 - Keep your password somewhere safe where it cannot be accessed by others. Never share your password with anyone, for any reason, including with ITS. They do not need to know anyone's password to assist you.

MICROSOFT OFFICE 365



[Microsoft Office 365 Suite](#)

Download Word, Excel, PowerPoint, and more through the Office 365 portal at no extra cost.

Log in with your UI credentials (joev1234@vandals.uidaho.edu) and follow our tutorial for [Apple](#) or [Windows](#). You can also use these applications [online](#) or on a [mobile](#) device. Your license will be valid for as long as you are enrolled in classes.



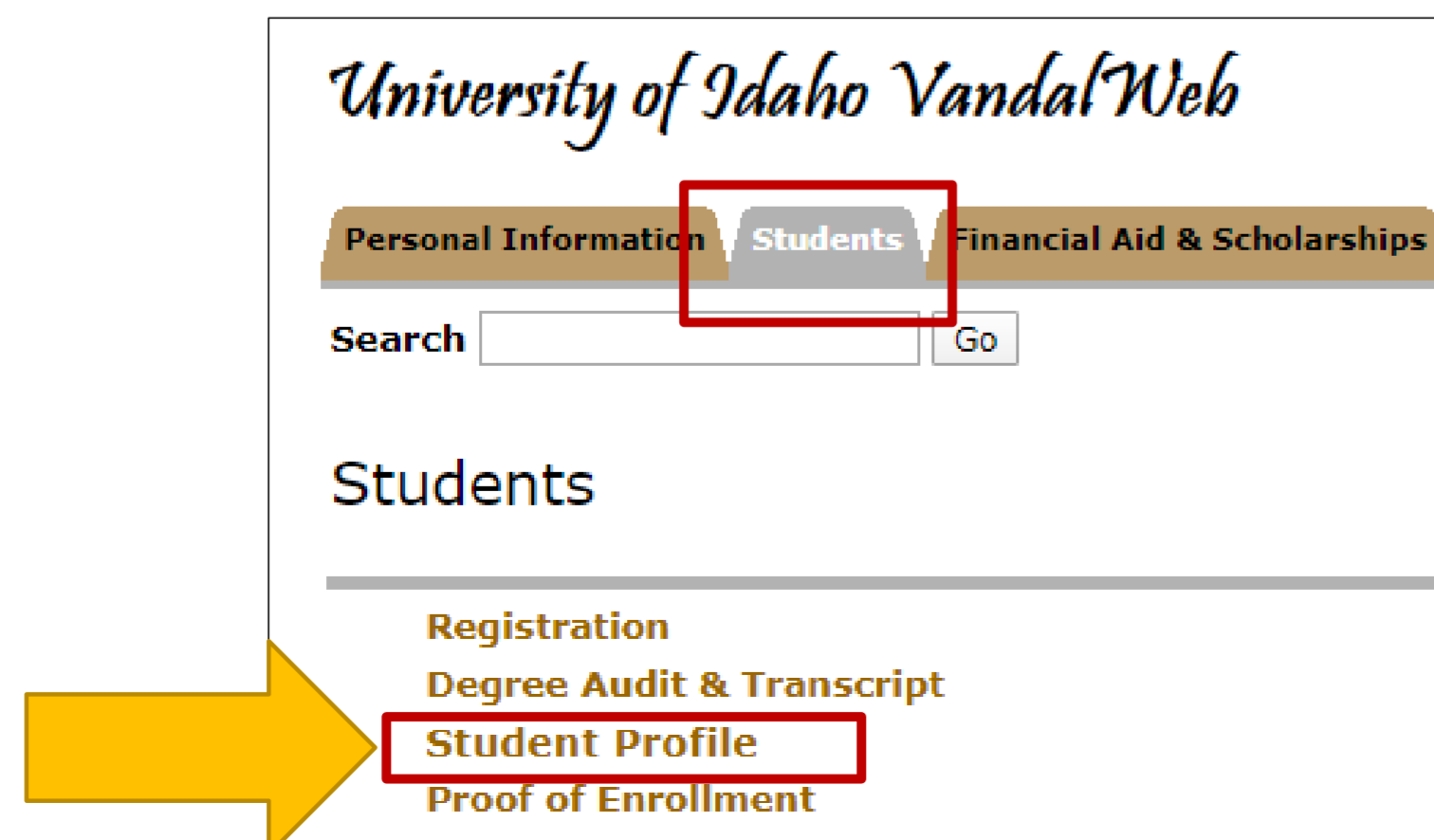
WHAT IS A VANDAL NUMBER?



Your Vandal ID is 9-digits (V12345678) assigned to every student as a unique identifier. Please make note of your number and keep it in a secure location.

Don't know your V-number? It's easy to find.

- Log-in to [VandalWeb](#)
- Click on the "Students" tab
- Click on "Student Profile"
- Your V-number is next to your name



Student • Student Profile

Student Profile - Vandal, Joe (V12345678)

Term: Fall 2020 | Standing: Good Standing, as ... | Overall Earned Hours: 93 | Overall GPA: 4.0

Student Information | Notes: 0

Bio Information

Email: joev1234@vandals.uidaho.edu

Phone: Not Provided

General Information

Level: Undergraduate
Class: Senior
Status: Active student
Student Type: New Transfer Student
Campus: Moscow
First Term Attended: Summer 2019
Last Term Attended: None

CURRICULUM, HOURS & GPA

Primary | Secondary

Degree:
Level:
Program:
College:
Major:
Department:
Concentration:
Minor:
Concentration:

REGISTERED COURSES



**University
of Idaho**

VANDALWEB

- *Verify Enrollment*
- *View Final Grades*
- *View your Unofficial Transcript*

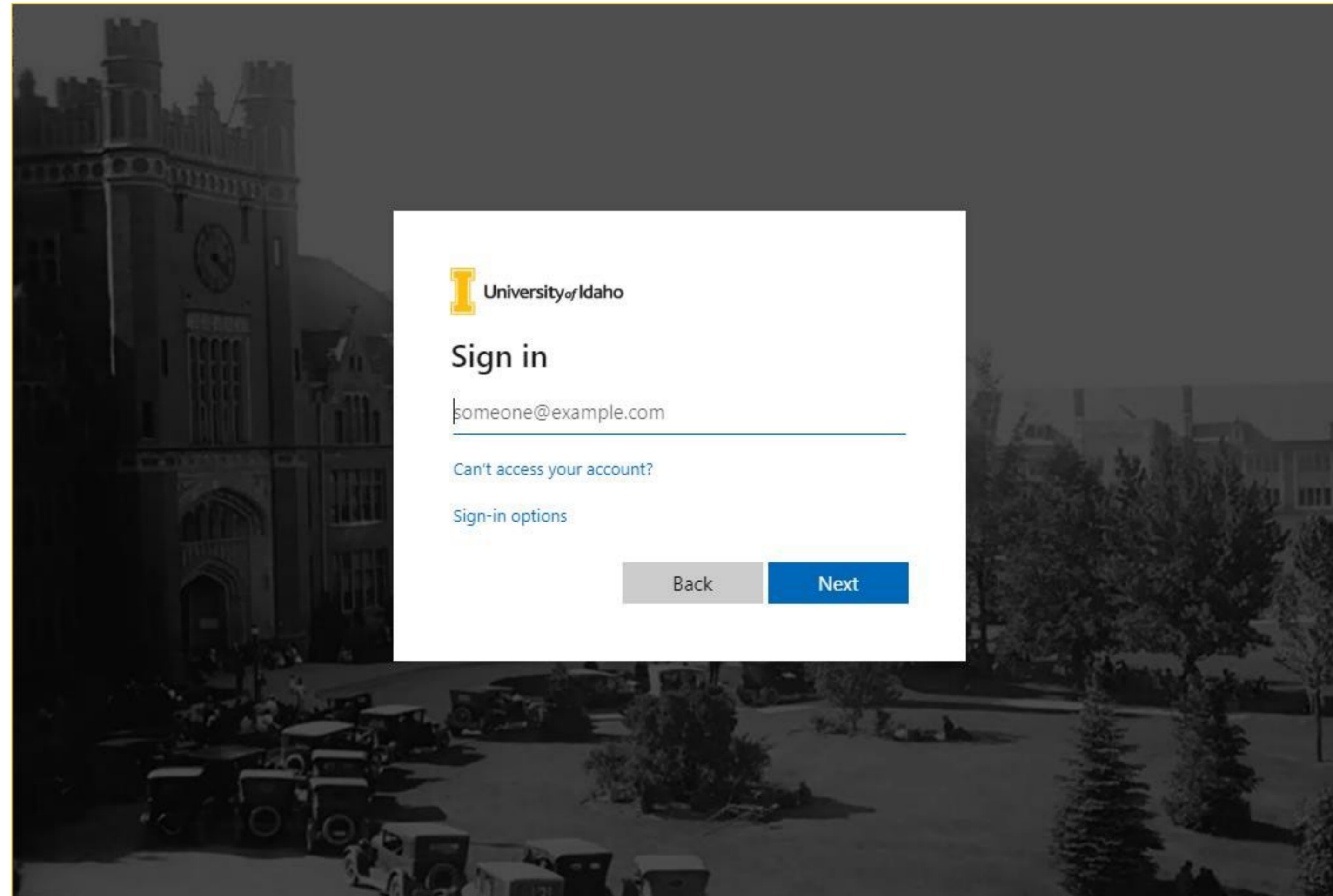
SIGN IN



VandalWeb

Sign in with your complete Vandal e-mail address:

- joev1234@vandals.uidaho.edu



VERIFY ENROLLMENT



Student Detail Schedule

This page lists the classes for which you are registered for the term. All of the **detail** information about the class(s) is included.

VandalWeb

1. Registration
2. Select correct term
3. Weekly Schedule
4. Detail Schedule

University of Idaho VandalWeb

Personal Information **Students** Financial Aid & Scholarships

Search Go

Students

- Registration**
- Degree Audit & Transcript
- Student Profile
- Proof of Enrollment
- Change My Major
For undergraduate students
- Apply to Graduate
Spring 2019: \$25 (\$60 after 1/23/19); Summer 2019: \$25.
- Graduation Application Status
- Instructor / Course Evaluation
- Student Accounts
- Student Health Insurance
- Housing & Residence Life
- VandalStar

University of Idaho VandalWeb

Personal Information Students Financial Aid & Scholarships

Search Go

Registration

- Select Term**
- Check Registration Status
View current major(s), standing, and advisor.
- Add/Drop Classes
Register or add and drop classes to change schedule.
- Schedule Planner
Create the perfect class schedule.
- Schedule Planner Registration Cart
- Change Variable Credit
- Class Search
- Weekly Schedule**
- Holds
- Proof of Enrollment
Enrollment Certificate
- Textbook Express
Need books? Click here to see the list of books your pr

University of Idaho VandalWeb

Personal Information Students Financial Aid & Scholarships

Search Go RETURN

Week at a Glance:

Schedule defaults to **CURRENT WEEK**; to navigate to a future to box to enter a date within the term and Submit.

Go to (MM/DD/YYYY): Submit

Previous Week **Week of May 13, 2019** (19 of 5)

No courses with assigned times this week.

Courses without assigned meeting times:
MATH 144-01 - 79772 TBA

Select Term | Add/Drop Classes | Change Variable Credit | **Detail Schedule** | Enr

University of Idaho VandalWeb

Personal Information Students Financial Aid & Scholarships

Search Go RETURN TO MENU SITE MAP HELP EXIT

V12345678 Joe Vandal
Fall 2019
May 17, 2019 11:51 am

Student Detail Schedule:

Total Credit Hours: 11.000

General Chemistry I - CHEM 111 - 01

Associated Term: Fall 2019
CRN: 10697
Status: **Web Registered** on Apr 17, 2019
Assigned Instructor: T. R. Fletcher @

Grade Mode: Normal A/B/C/D/F/I
Credits: 3.000
Level: Undergraduate
Campus: Moscow
Comments: Classroom Meeting

Scheduled Meeting Times

Type	Time	Days	Where	Date Range	Schedule Type	Instructors
Class	9:30 am - 10:20 am	MWF	RENFREW HALL 111	Aug 26, 2019 - Dec 20, 2019	Lecture	T. Rick Fletcher (P) @

FINAL GRADES



Check your final grades at the end of each semester.

University and High School Grades

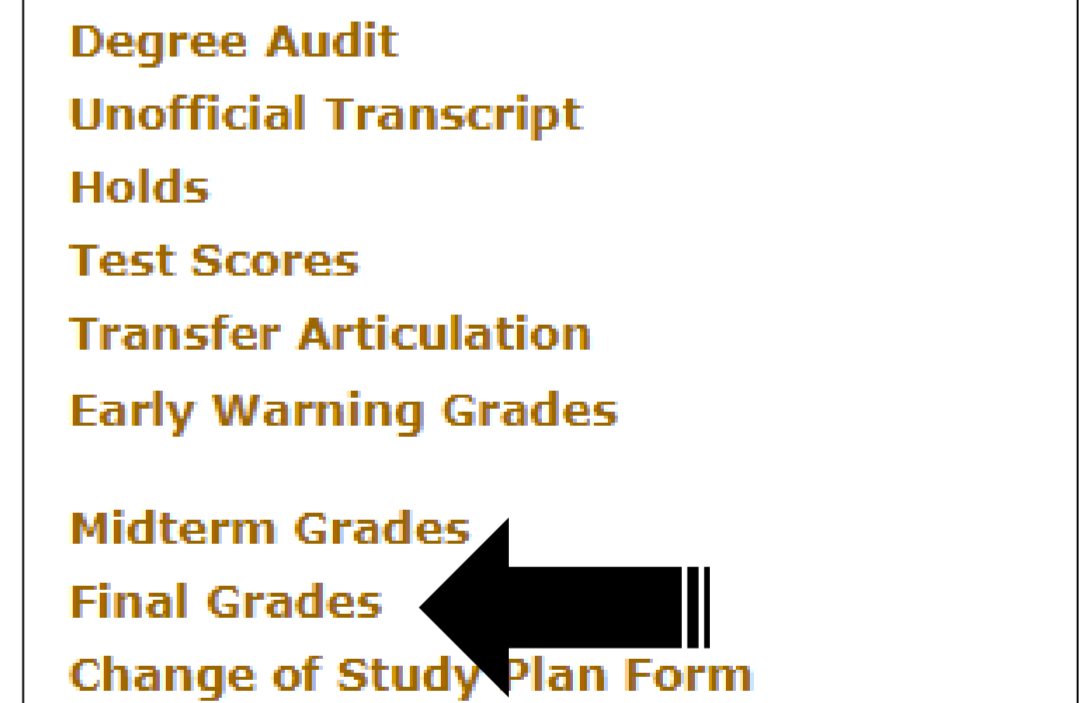
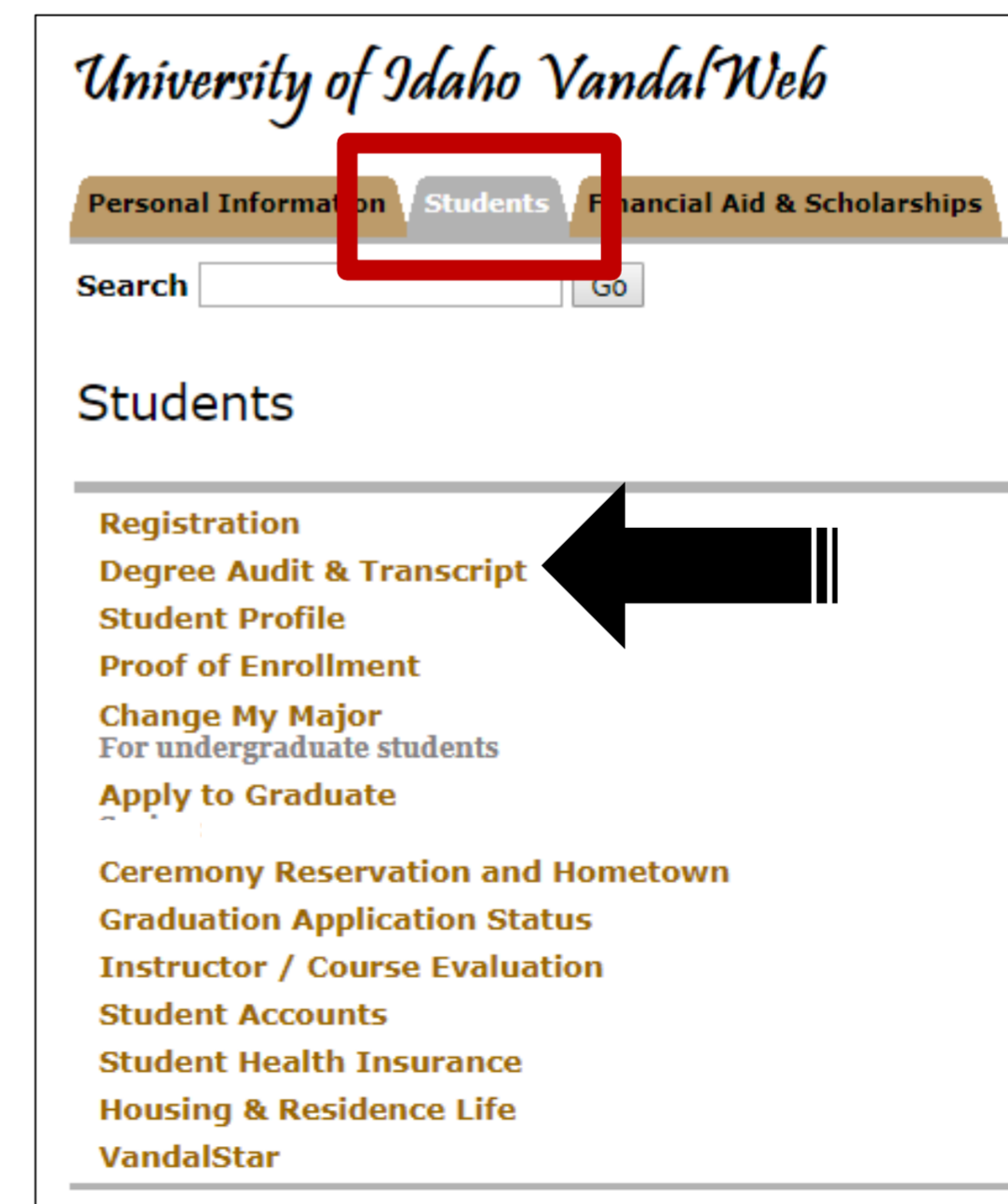
The high school grade and the university grade do not have to be identical.

1. Courses offered for dual credit; the school district must follow UI policies (meaning any change or variation to the university course or syllabus must be reviewed and approved by the academic department and in line with the institution).
2. If there is variation between the two classes (i.e., high school and University of Idaho DC), the teacher keeps two grade books, one to meet the high school policy, and one to meet the UI policy.
 - a. There could be two different grades for a course to satisfy both policies.
 - b. Contact your teacher if you have any questions about your final UI grades.



VandalWeb

1. Select Students tab
2. Select Degree Audit & Transcripts
3. Select Final Grades
4. Select semester from drop-down list and click Submit



COURSE EVALUATIONS



To comply with UI policy and NACEP accreditation, all students have the opportunity to evaluate their UI Dual Credit course.

Purpose

Student evaluation of teaching has two purposes:

- To assist individual instructors in improving their own teaching;
- To assist academic administrators in counseling instructors about their teaching.

The following link is a shortcut through VandalWeb to the [Student Portion](#) of the online Student Evaluation. Course evaluation is available after your course mid-term.

If the above link doesn't work for you, try [VandalWeb](#).

1. Student Tab
2. Instructor/Course Evaluation



A screenshot of the University of Idaho VandalWeb website. The page title is 'University of Idaho VandalWeb'. There are three tabs: 'Personal Information', 'Students', and 'Financial Aid & Scholarships'. Below the tabs is a search bar with a 'Go' button. The 'Students' section is active, showing a list of links: 'Registration', 'Degree Audit & Transcript', 'Student Profile', 'Proof of Enrollment', 'Change My Major' (with a sub-link 'For undergraduate students'), 'Apply to Graduate', 'Ceremony Reservation and Hometown Graduation Application Status', 'Instructor / Course Evaluation' (highlighted with a red box), 'Student Accounts', 'Student Health Insurance', 'Housing & Residence Life', and 'VandalStar'.

UNOFFICIAL TRANSCRIPT



VandalWeb

1. Student Tab
2. Degree Audit & Transcript
3. Unofficial Transcript

University of Idaho VandalWeb

Personal Information **Students** Financial Aid & Scholarships

Search Go

Students

- Registration
- Degree Audit & Transcript**
- Student Profile
- Proof of Enrollment
- Change My Major
For undergraduate students
- Apply to Graduate
Spring 2019: \$25 (\$60 after 1/23/19); Summer 2019: \$25.
- Ceremony Reservation and Hometown
- Graduation Application Status
- Instructor / Course Evaluation
- Student Accounts
- Student Health Insurance
- Housing & Residence Life
- VandalStar

University of Idaho VandalWeb

Personal Information **Students** Financial Aid & Scho

Search Go

Student Records

- Degree Audit
- Unofficial Transcript**
- Holds
- Test Scores
- Transfer Articulation
- Early Warning Grades
Early Warning Grades are now in VandalStar. Clicking
- Midterm Grades
- Final Grades
Grades are currently being processed and not final; ple
- Change of Study Plan Form

University of Idaho VandalWeb

Personal Information **Students** Financial Aid & Scholarships

Search Go RETURN TO MENU SITE MAP HELP EXIT

Display Transcript

This is NOT an official transcript. Courses which are in progress may also be included on this transcript.

Transfer Credit Institution Credit Transcript Totals Courses in Progress

Transcript Data

STUDENT INFORMATION

Name : Joe Vandal

Curriculum Information

B.S.E.E.
Program: B.S. Electrical Engineering
College: Engineering
Major and Department: Electrical Engineering,
Electrical & Computer Engr

This is NOT an Official Transcript

TRANSFERRING TO ANOTHER INSTITUTION?



Order an Official University of Idaho Transcript

1. Order your transcript through the [National Student Clearinghouse](#). This option allows a Social Security Number or Vandal ID number.
2. Order a transcript by Fax, Mail, or In Person using the [Transcript Request Form](#). This option allows a Date of Birth or Vandal ID number.

It is recommended that students check their record (unofficial transcripts) to verify that grades are posted before submitting an official request.

Credits earned at the UI are recorded on an official transcript and can be transferred to other colleges and universities. Students are encouraged to consult with the institution of their choice regarding the transferability of credits earned, prior to registering for dual-credit courses.

The screenshot shows the 'Transcript Ordering Center' interface for the University of Idaho. At the top, there is a navigation bar with the University of Idaho logo, a 'Help' link, and a shopping cart icon showing 0 items. Below the navigation bar is a progress indicator with three steps: 1. Enter Personal Information, 2. Select Transcript and Delivery Details, and 3. Confirm Order and Checkout. The current step is 'Enter Personal Information'. The form is divided into two main sections: 'Personal Information' and 'Student Identification Information'. The 'Personal Information' section includes fields for First Name (Joe), Middle Name (Optional), Last Name (Vandal), Date of Birth (01/01/2001), and a question 'Has your name changed since attending school?' with 'YES' and 'NO' buttons. The 'Student Identification Information' section includes fields for Student ID and Confirm Student ID, or Social Security Number and Confirm Social Security Number, and a question 'Are you currently enrolled?' with 'YES' and 'NO' buttons. At the bottom of the form are 'CANCEL ORDER' and 'CONTINUE' buttons. The footer of the page reads 'NATIONAL STUDENT CLEARINGHOUSE'.



TEXTBOOKS

ELECTRONICS

MERCH



VandalStore

Official Store of the  University of Idaho



University
of Idaho

HIGH SCHOOL SENIORS

EASILY TRANSITION TO CONTINUE YOUR EDUCATION AT UI



APPLYING AS A HIGH SCHOOL GRADUATE

Regionally Accredited High School Students

First-year students who graduate from a regionally accredited high school must meet all admission requirements in effect for the year they graduated.

These students include:

- Those enrolling directly from high school.
- Those enrolling directly from high school who have completed college-level work while in high school.

Please note:

- If a student gets their AA during high school and starts with UI immediately following high school “graduation” they will be considered a first year with college credit (regardless the # of credits during high school).
- If the student receives the AA degree and then takes 14 credits elsewhere after high school graduation date then they would be considered a transfer student.

Early admission may be granted based on a sixth or seventh semester high school transcript if it appears that the student will meet admission requirements.

You must submit:

1. An [application for admission](#).
2. \$60 application fee (nonrefundable). No application fee required for Idaho residents!
3. ACT or SAT test scores. You may request copies of your [ACT](#) or [SAT](#) scores. If your ACT or SAT scores are on your school transcript, you do not need to have them sent separately.
4. Official high school transcript showing graduation date. If you have not yet graduated from high school, a transcript showing all completed work may be accepted for early admission.
5. Official transcripts from any colleges or universities attended.

[Financial Aid](#)

[Scholarships](#)

[IUBOUND](#)

[Student Jobs](#)



degree finder

explore more than 300 majors

Economics

Learn what drives U.S. and global economies and explore the role of the economy in business decisions.

COLLEGES

[Agricultural and Life Sciences](#)

[Art and Architecture](#)

[Business and Economics](#)

[Education, Health and Human Sciences](#)

[Engineering](#)

[Graduate Studies](#)

[Law](#)

[Letters, Arts and Social Sciences](#)

[Natural Resources](#)

[Science](#)

CAMPUSES AND CENTERS

[Boise](#)

[Coeur d'Alene](#)

[Idaho Falls](#)

[Moscow](#)

[Research and Extension Centers](#)

LIBRARIES

[University of Idaho](#)

[College of Law](#)

ONLINE LEARNING

[Online Options](#)

[Certificates](#)

[Graduate Programs](#)

[Programs and Courses](#)

RESOURCES

[Determine Costs](#)

[Explore Admission Requirements](#)

[Find a Class](#)



CHECK LIST

Once you've been accepted to the University of Idaho

- File your FAFSA
- Sign up for UIdaho Bound
- Set Up Your Vandal Accounts
- Explore your On-Campus Living Plans
- Find Your Advisor



STUDENT RESOURCES

Dual Credit Program

Marlyne Perez
E-mail

(208) 885-1168
dualcredit@uidaho.edu

Campus Resources

STC - Help Desk
Disability Access and Resources (CDAR)
Vandal Store

(208) 885-HELP
(208) 885-6307
(208) 885-6469



www.dualcredit.uidaho.edu